

QUARRY



PROGETTO BAUCER S.r.l.
Via Emilia Ovest, 32/A, 42048 Rubiera (RE) Italia
Tel. +39 0522 627443 - info@progettobaucer.com

www.progettobaucer.it





QUARRY

GRES PORCELLANATO SMALTATO
GLAZED PORCELAIN TILE

≅ 9,5 mm R10
60x120 cm 24"x48"

≅ 9 mm R10
80x80 cm 32"x32"
60x60 cm 24"x24"
30x60 cm 12"x24"
10x30 cm 4"x12"

≅ 9 mm R11
60x60 cm 24"x24"
30x60 cm 12"x24"

≅ 8 mm R10
30x90 cm 12"x36"





FLOOR Quarry Beige 60x120 WALL Quarry Beige 60x120



FLOOR Quarry Antracite 60x120 **WALL** Quarry White 30x90 - Quarry Bloom 30x90





FLOOR Quarry Beige 60x120 WALL Quarry Beige 30x90 - Quarry Sphere 30x90



WALL
Quarry Beige 30x90
Quarry White Mosaico 30x30





FLOOR Quarry White 60x120 **WALL** Quarry White 30x90 - Quarry Sphere 30x90




FLOOR Quarry Grey 60x120 WALL Quarry Dark 30x90



WALL
Quarry Bloom 30x90
FLOOR
Quarry White 60x120





QUARRY

GRES PORCELLANATO SMALTATO
GLAZED PORCELAIN TILE



QUARRY

FORMATI SIZES

60x120 24"x48"



Rectified R10
± 9,5 mm
2x **147**

QU001 White
QU501 Grey
QU401 Beige
QU591 Antracite


80x80 32"x32"



Rectified R10
± 9 mm
2x **147**

QU008 White
QU508 Grey
QU408 Beige
QU598 Antracite

60x60 24"x24"



Rectified R10
± 9 mm
3x **137**

QU006 White
QU506 Grey
QU406 Beige
QU596 Antracite

Rectified R11
± 9 mm
3x **137**

QU00G White
QU50G Grey
QU40G Beige
QU59G Antracite

30x60 12"x24"



Rectified R10
± 9 mm
6x **137**

QU00 White
QU50 Grey
QU40 Beige
QU59 Antracite

Rectified R11
± 9 mm
6x **137**

QU0030G White
QU5030G Grey
QU4030G Beige
QU5930G Antracite

10x30 4"x12"




Rectified R10
± 9 mm
32x **164 ***

QU0010 White
QU5010 Grey
QU4010 Beige
QU5910 Antracite

* Vendita su ordinazione.
Available upon request.

DECORI DECORS

30x30 12"x12"



Mosaico 5x5 su rete
5x **32 ***

QU00M White
QU50M Grey
QU40M Beige
QU59M Antracite

* Vendita su ordinazione.
Vendita tassativa a scatole
complete.
Available upon request.
Sale in full boxes only.

QUARRY

FORMATI SIZES ± 8 mm Rectified R10



30x90 12"x36" Rectified
QUA3090WH Quarry White

5x 10 Printings
146




30x90 12"x36"
QUA3090BE Quarry Beige

5x 10 Printings
146



30x90 12"x36"
QUA3090GR Quarry Grey

5x 10 Printings
146



30x90 12"x36"
QUA3090DA Quarry Dark

5x 10 Printings
146



30x90 12"x36"
QUA3090SPH Quarry Sphere

5x 2 Printings* **MIX**
147



30x90 12"x36"
QUA3090BLO Quarry Bloom

5x 1 Printing
147

* **MIX** I decori sono soggetti misti e sono inscatolati in modo casuale. Decorations are mixed subjects and are randomly packed.

Posa consigliata con fuga 2 mm. La ripresa grafica tra i decori può avere un tolleranza contenuta in 2 cm.
Recommended installation with 2 mm joint. The tile graphic between the decorations can have a tolerance included in 2 cm.

QUARRY

PEZZI SPECIALI SPECIAL TRIMS



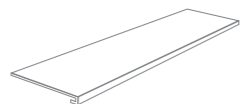
Battiscopa Digitale
SKIRTING
6x60 2.4"x24"
26
15x

BA60QU59 ANTRACITE
BA60QU40 BEIGE
BA60QU50 GREY
BA60QU00 WHITE



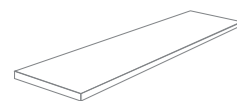
Battiscopa Digitale
SKIRTING
6x80 2.4"x32"
44
8x

BA80QU59 ANTRACITE
BA80QU40 BEIGE
BA80QU50 GREY
BA80QU00 WHITE



Gradino Lineare Costa Retta
STEP
30x120x3 12"x48"x1.2"
188
2x

GRQU59 ANTRACITE
GRQU40 BEIGE
GRQU50 GREY
GRQU00 WHITE



Angolare Costa Retta DX
CORNER STEP
30x120x3 12"x48"x1.2"
189
2x

ANGQU59D ANTRACITE
ANGQU40D BEIGE
ANGQU50D GREY
ANGQU00D WHITE

Angolare Costa Retta SX
CORNER STEP
30x120x3 12"x48"x1.2"
189
2x

ANGQU59S ANTRACITE
ANGQU40S BEIGE
ANGQU50S GREY
ANGQU00S WHITE

Angolare Costa Retta DX/SX
CORNER STEP
30x120x3 12"x48"x1.2"
194
2x

ANGQU59DS ANTRACITE
ANGQU40DS BEIGE
ANGQU50DS GREY
ANGQU00DS WHITE

* Disponibile solo su ordinazione . Available on demand

	pz/box	mq/box	kg/box	box/pal	mq/pal	kg/pal
60x120 24"x48" Rectified R10	2	1,44	29,50	36	51,84	1062,00
80x80 32"x32" Rectified R10	2	1,28	24,96	40	51,20	998,40
60x60 24"x24" Rectified R10 / R11	3	1,08	21,30	40	43,20	852,00
30x60 12"x24" Rectified R10 / R11	6	1,08	21,00	48	51,84	1008,00
10x30 4"x12" Rectified R10	32	0,96	19,30	36	34,56	694,80
30x90 12"x36" Rectified R10	5	1,35	23,80	48	64,80	1142,40

PROGETTO BAUCER

CARATTERISTICHE TECNICHE TECHNICAL FEATURES

Norma Di Riferimento . Specification Reference **UNI EN 14411/ISO 13006 Appendice G Bla GL**

Caratteristiche tecniche Technical features	Norma Norm	QUARRY
LUNGHEZZA E LARGHEZZA LENGTH AND WIDTH		CONFORME IN ACCORDANCE
SPESSORE THICKNESS		CONFORME IN ACCORDANCE
RETTILINEITÀ SPIGOLI STRAIGHTNESS OF SIDES	UNI EN ISO 10545-2	CONFORME IN ACCORDANCE
ORTOGONALITÀ RECTANGULARITY		CONFORME IN ACCORDANCE
PLANARITÀ SURFACE FLATNESS		CONFORME IN ACCORDANCE
ASPETTO ASPECT		CONFORME IN ACCORDANCE
ASSORBIMENTO D'ACQUA WATER ABSORPTION	UNI EN ISO 10545-3	≤ 0,5%
RESISTENZA A FLESSIONE FLEXURAL STRENGTH	UNI EN ISO 10545-4	≥ 35 N/mm ²
MODULO DI ROTTURA BREAKING STRENGTH		≥ 1300 N
DETERMINAZIONE DELLA RESISTENZA ALL'URTO DETERMINATION OF IMPACT RESISTANCE	UNI EN ISO 10545-5	0,90
RESISTENZA ALL'ABRASIONE (METODO PEI) ABRASION RESISTANCE (PEI-METHOD)	UNI EN ISO 10545-7	DA 3 A 5 IN BASE AL COLORE FROM 3 TO 5, ACCORDING TO COLOR
COEFFICIENTE DI DILATAZIONE TERMICA LINEARE THERMAL EXPANSION COEFFICIENT	UNI EN ISO 10545-8	(5,7+5,9) X 10 ⁻⁶ /°C
RESISTENZA AGLI SBALZI TERMICI THERMAL SHOCK RESISTANCE	UNI EN ISO 10545-9	RESISTENTE RESISTANT
DETERMINAZIONE DELLA DILATAZIONE DOVUTA ALL'UMIDITÀ DETERMINATION OF MOISTURE EXPANSION	UNI EN ISO 10545-10	0,0 mm/m
DETERMINAZIONE DELLA RESISTENZA AL CAVILLO DETERMINATION OF CRAZING RESISTANCE	UNI EN ISO 10545-11	RESISTENTE RESISTANT
RESISTENZA AL GELO FROST RESISTANCE	UNI EN ISO 10545-12	INGELIVO FROST-RESISTANT
RESISTENZA AGLI AGENTI CHIMICI RESISTANCE TO CHEMICALS	UNI EN ISO 10545-13	MINIMO CLASSE B MINIMUM CLASS B
RESISTENZA ALLE MACCHIE STAIN RESISTANCE	UNI EN ISO 10545-14	MINIMO CLASSE 3 MINIMUM CLASS 3
	DIN 51130	R10 R11
RESISTENZA ALLO SCIVOLAMENTO SLIP RESISTANCE	C.o.F B.C.R./D.M. 236 14/6/89	μ >0,40
	D.C.o.F / ANSI A326.3	>0,42
REAZIONE AL FUOCO REACTION TO FIRE	96/603/CE	A1 _{FL} /A1